



Zing HEALTH™

evolveNEXT

Incentivize. Inspire. Grow

EvolveNEXT Certification Guide

2023 - 2024

BROKER EMAIL INVITATION: CURRENT USERS

From: donotreply@evolvenxt.com

Dear {broker name},

You are invited to recertify with ZING Health and or Lasso Healthcare to market Medicare Advantage Plans in 2024.

If you have any questions, please contact Zing Broker Support or your upline agency.

To access the recertification go to: URL: <https://zing.evolvenxt.com/login.htm>

Please use your current Evolve NXT login and password.

In addition to completing your recertification workflow, please make sure that you add Zing-Lasso as an authorized entity in your AHIP account.

To add Zing-Lasso to your AHIP account please use this link:

URL: <http://ahipmedicaretraining.com/clients/zinghealthandlassohealthcare>

You will not become ready to sell until your Medicare Certificate displays in your Training under Credentials in Evolve NXT in addition to the appropriate line of business product training(s).

If you are unable to access the Evolve NXT registration website or have any questions regarding the process, please try the Lost Password Function and if unsuccessful, email Brokers@myzinghealth.com.

Thank you,

Zing Health and Lasso Healthcare



BROKER EMAIL INVITATION: NEW USERS

From: donotreply@evolvenxt.com

Dear {broker name},

You are invited to onboard with ZING Health and or Lasso Healthcare to market Medicare Advantage Plans. If you have any questions, please contact your recruiting agency.

To facilitate the contracting process, please use the URL and login below to complete the process:

URL: <https://zing.evolvenxt.com/login.htm>

Login email address: {email}

Password: {temporary password}

In addition to completing your contracting workflow, please make sure to add Zing-Lasso to your AHIP account through this link:

URL: <http://ahipmedicaretraining.com/clients/zinghealthandlassohealthcare>

If you are unable to access the registration website or have any questions regarding the process, please try the Lost Password Function and if unsuccessful, email Brokers@myzinghealth.com.

Link to Broker Guide: https://drive.google.com/file/d/1fXI5fhqd6Gz32H2IPImdHmqErO9SUQQ/view?usp=share_link


Link to Agency Guide: https://drive.google.com/file/d/10fu5JN2s1MBiuFXVuK-iODb51uLyQ_zm/view?usp=share_link

Thank you,

Zing Health and Lasso Healthcare



LOGIN PAGE



Hello, Welcome Back!

Email Address


username or email

Password

password

LOGIN

[Lost your password?](#)




Please choose who you would like to log in as:

Portal User Type - Internal Agent
Rep ID
Internal Agent Login

Portal User Type -
Rep ID -
Login

Select to complete assigned training



EVOLVENXT

NAVIGATION

- MY CERTIFICATION CASES **1**

My Certification Cases



Search by Name: _____

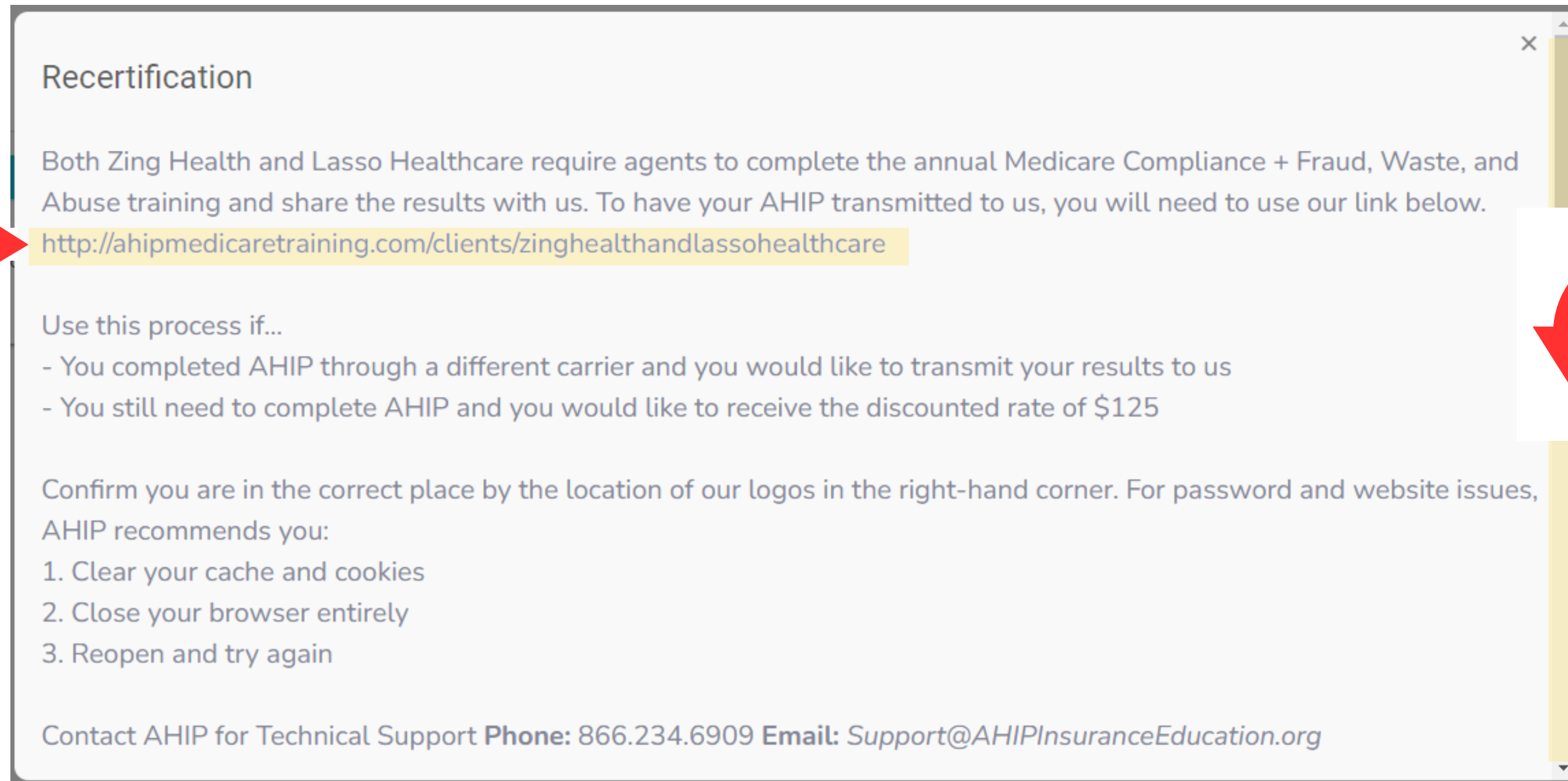
Name	LOB	Year	Type	NPN	Sales Level	Affiliated Agency/Team	Submitted By	Creation Date	Status
START	Medical Savings Account	2024	Recertify		Agent - 01				Created - New

Showing 1 to 1 of 1 entries

FIRST PREVIOUS **1** NEXT LAST

Select to start assigned case

AHIP transmittal does not prevent you from moving forward with the certification process. If you've already transmitted your results, please scroll down to the bottom of the popup window to proceed.



Recertification

Both Zing Health and Lasso Healthcare require agents to complete the annual Medicare Compliance + Fraud, Waste, and Abuse training and share the results with us. To have your AHIP transmitted to us, you will need to use our link below.

<http://ahipmedicaretraining.com/clients/zinghealthandlassohealthcare>

Use this process if...

- You completed AHIP through a different carrier and you would like to transmit your results to us
- You still need to complete AHIP and you would like to receive the discounted rate of \$125

Confirm you are in the correct place by the location of our logos in the right-hand corner. For password and website issues, AHIP recommends you:

1. Clear your cache and cookies
2. Close your browser entirely
3. Reopen and try again

Contact AHIP for Technical Support **Phone:** 866.234.6909 **Email:** Support@AHIPInsuranceEducation.org

**Link to transmit
AHIP results to us**

**Scroll down
to read all
information
and proceed**

EVOLVENXT

NAVIGATION

MY CERTIFICATION CASES

My Certification Cases

CONTACT INFO LICENSE INFO TRAINING SUBMIT

Fields marked with an asterisk (*) are required.

Personal Information

First Name *
Middle Initial
Last Name *
Job Title
SSN *
NPN *
DOB *
Mobile Phone *
Business Phone *
Marketing Phone
Email *

Primary Address Information

Address 1 *
Address 2

Complete all fields to include those required.

Scroll to complete all information and proceed

EVOLVENXT

NAVIGATION

MY CERTIFICATION CASES

My Certification Cases

CONTACT INFO | **LICENSE INFO** | TRAINING | SUBMIT

License Information

The table below indicates all states where ZingAEP sells products for each line of business. Please choose and declare your sales intent per line of business from the available state options.

Active : Our records show that you own a valid health license in this state.
Inactive : Our records show that you own a health license but it is not currently active.
No License Found: Our records show that you do not own any health license in this state.

If you do not currently own a license in a state where you intend to sell for ZingAEP, you may still declare sales intent. However, you will need to acquire a license from that state's department of insurance before reaching ready to sell status in that state.

Lasso Declared States

<input checked="" type="checkbox"/> UT - Utah — Active License	<input type="checkbox"/> MO - Missouri — No License Found
<input type="checkbox"/> AK - Alaska — No License Found	<input type="checkbox"/> MS - Mississippi — No License Found
<input type="checkbox"/> AL - Alabama — No License Found	<input checked="" type="checkbox"/> MT - Montana — Active License
<input type="checkbox"/> AR - Arkansas — No License Found	<input type="checkbox"/> NC - North Carolina — No License Found
<input checked="" type="checkbox"/> AZ - Arizona — Active License	<input type="checkbox"/> ND - North Dakota — No License Found
<input type="checkbox"/> DC - District of Columbia — No License Found	<input type="checkbox"/> NH - New Hampshire — No License Found

**Update
selling states as desired**

**Scroll for all
information
and to proceed**

BEGIN TRAINING SCREEN

EVOLVENXT My Certification Cases

NAVIGATION
MY CERTIFICATION CASES

CONTACT INFO LICENSE INFO TRAINING SUBMIT

Training Information

Available Trainings

Training Name	Training Type	Status
2024 Lasso Training	Lasso Training	Incomplete

Component Name	Started	Completed	Score	Pass / Fail
Lasso Healthcare 2024 Product Training				

TAKE TRAINING

**Click to
access training**

ZING HEALTH TRAINING SCREEN

The screenshot displays a web interface for "Zing Health 2023-2024 Product Certification Training". At the top, the title "Zing Health 2023-2024 Product Certification Training" is visible. Below the title, there is a blue button labeled "DOWNLOAD TRAINING MATERIAL". A red callout box with the text "Click to download pdf training slides" and a red arrow points to this button. The main content area features a large teal banner with the Zing Health logo and the text "Zing Health 2023-2024 Product Training" and "Zing Health, Inc.". Below the banner, there is a "TAKE QUIZ" button. A red callout box with the text "Click to take the exam" and a red arrow points to this button. On the right side of the main content area, there is a vertical scroll bar. A red callout box with the text "Scroll down to view training slides within the system" and a red arrow points to the scroll bar. The interface also includes a sidebar on the left showing a list of slides, and a top navigation bar with a hamburger menu icon, a page indicator "1 / 103", a zoom level "70%", and icons for download, print, and share.

PRODUCT TRAINING EXAM SCREEN

2023-2024 Product Certification Training

Need to review? Download training for reference as needed → **DOWNLOAD TRAINING MATERIAL**

VIEW PROGRESS
Total of 30 questions

Question 1 of 30

READ QUESTION

<input type="radio"/>	
<input type="radio"/>	
<input type="radio"/>	
<input type="radio"/>	

Select best possible answer →

NEXT → **Click to advance forward**
You will not be able to go back once you select next

PRODUCT TRAINING RESULTS SCREEN: PASSED

Click to download pdf training slides

DOWNLOAD TRAINING MATERIAL

You have completed this component of the training.

RESULTS

Total Questions	30
Correct Answers	30
Your Score	100.00 %
Passing Score	85.00 %
Passed	Yes

View Results

CLOSE

Click to close

PRODUCT TRAINING RESULTS SCREEN: FAILED

Click to download pdf training slides

DOWNLOAD TRAINING MATERIAL

You have completed this component of the training.

RESULTS

Total Questions	30
Correct Answers	10
Your Score	33.33 %
Passing Score	85.00 %
Passed	No

View Results

CLOSE

Click to close

COMPLETION SCREEN

The screenshot shows the 'My Certification Cases' page in the EVOLVENXT system. The page has a dark purple sidebar on the left with the EVOLVENXT logo and a navigation menu. The main content area is titled 'My Certification Cases' and has a breadcrumb trail: CONTACT INFO > LICENSE INFO > TRAINING > SUBMIT. The 'TRAINING' tab is active. Below the breadcrumb, there is a 'Training Information' section with a table of 'Available Trainings'. The table has columns for Training Name, Training Type, and Status. Below this is a more detailed table with columns for Component Name, Started, Completed, Score, and Pass / Fail. A 'RESULTS' button is next to the first row of the second table. At the bottom of the page, there is a 'CONTINUE' button. A red arrow points from the 'RESULTS' button to the text 'View Results Again'. Another red arrow points from the 'CONTINUE' button to the text 'Click to move forward'. A red banner at the bottom contains a helpful tip.

EVOLVENXT

NAVIGATION

MY CERTIFICATION CASES

CONTACT INFO LICENSE INFO TRAINING SUBMIT

Training Information

Available Trainings

Training Name	Training Type	Status
2024 Lasso Training	Lasso Training	Passed

Component Name	Started	Completed	Score	Pass / Fail
Lasso Healthcare 2024 Product Training	06/23/2023 08:31 AM PDT	06/23/2023 08:43 AM PDT	100.00	Passed

RESULTS

CONTINUE

View Results Again

Click to move forward

Helpful Tip: If a certificate of completion is needed, please print screen. A downloadable certificate is not provided.

SCREEN WHEN THERE IS A FAILED EXAM ATTEMPT

The screenshot shows the 'My Certification Cases' page in the EVOLVENXT system. The page has a navigation menu on the left with 'MY CERTIFICATION CASES' selected. The main content area is titled 'My Certification Cases' and has tabs for 'CONTACT INFO', 'LICENSE INFO', 'TRAINING', and 'SUBMIT'. The 'TRAINING' tab is active. Below the tabs is a 'Training Information' section with a table of 'Available Trainings'. The table has columns for 'Training Name', 'Training Type', and 'Status'. One row shows '2024 Zing Training' with a status of 'Failed'. Below this is another table with columns for 'Component Name', 'Started', 'Completed', 'Score', and 'Pass / Fail'. A row for 'Zing Health 2023-2024 Product Certification Training' is highlighted in yellow and has a 'RESULTS' button. A 'TAKE TRAINING' button is also visible next to the component name. At the bottom of the page, there is an 'ABORT' button. Red callouts with arrows point to these buttons: 'Click to take training again' points to the 'TAKE TRAINING' button, 'View Results Again' points to the 'RESULTS' button, and 'Click to abort' points to the 'ABORT' button.

Training Name	Training Type	Status
2024 Zing Training	Zing Training	Failed

Component Name	Started	Completed	Score	Pass / Fail
Zing Health 2023-2024 Product Certification Training				

Component Name	Started	Completed	Score	Pass / Fail
Zing Health 2023-2024 Product Certification Training	06/23/2023 08:57 AM PDT	06/23/2023 07:44 PM PDT	23.33	Failed

2024 AGREEMENT

EVOLVENXT

NAVIGATION

MY CERTIFICATION CASES 1

My Certification Cases

CONTACT INFO LICENSE INFO TRAINING SUBMIT

Fields marked with an asterisk (*) are required.
Please click on the links below to review the documents and digitally sign as appropriate

Submit Recertification

obdoc_download.htm 25 / 31 94%

Health Act ("HITECH Act") and its implementing regulations, and as they may be further amended from time to time (collectively, "HIPAA");

WHEREAS, Business Associate provides professional services for Covered Entity pursuant to an Independent Broker Agent Agreement between the parties (collectively, the "Master Agreement");

WHEREAS, Business Associate, in the course of providing services to Covered Entity, may have access to certain Protected Health Information ("PHI") and may be deemed a business associate for certain purposes under HIPAA;

WHEREAS, the Parties contemplate that Business Associate may obtain PHI, with Covered Entity's knowledge and consent, from certain other business associates of Covered Entity that may possess such PHI; and

WHEREAS, Business Associate and Covered Entity are entering into this BAA to set forth Business Associate's obligations with respect to its handling of the PHI, whether such PHI was obtained from another business associate of Covered Entity or directly from Covered Entity; **NOW, THEREFORE**, for mutual consideration, the sufficiency and delivery of which is acknowledged by the Parties, and upon the premises and covenants set forth herein, the Parties agree as follows:

- 1. Definitions.** Unless otherwise defined herein, capitalized terms used in this BAA shall have the meanings ascribed to them in HIPAA or the Master Agreement between Covered Entity and Business Associate, as applicable.
- 2. Obligations and Activities of Business Associate.** To the extent that Business Associate is provided with or creates any PHI on behalf of Covered Entity and is acting as a business associate of Covered Entity, Business Associate agrees to comply with the provisions of HIPAA applicable to business associates, and in doing so, represents and warrants as follows:

Scroll to view all information and sign

2024 AGREEMENT: SIGNATURE BOX

Electronically sign with finger, stylus, or mouse

Scroll to view all information and sign

Click to SUBMIT

SUBMISSION SUCCESSFUL

The screenshot shows the 'My Certification Cases' page in the EVOLVENXT system. The page has a dark purple sidebar on the left with the EVOLVENXT logo and a navigation menu. The main content area has a title 'My Certification Cases' and a breadcrumb trail with four steps: 'CONTACT INFO', 'LICENSE INFO', 'TRAINING', and 'SUBMIT'. The 'SUBMIT' step is highlighted in dark purple. Below the breadcrumb trail, a green heading reads 'Submission Successful'. The main text says: 'Thank you for completing your annual recertification workflow. A copy of your signed documents as well as any other submitted documents will be available in your broker portal once this case is approved. To view or download these documents please navigate to Documents & Resources - My Documents.' Below this text are three input fields labeled 'Broker Name', 'Email', and 'NPN', each with a light gray background and a white border.

CONFIRM YOUR RTS STATUS

More on the RTS widget here



EVOLVENXT Dashboard

NAVIGATION

- DASHBOARD
- STATEMENTS
- BOOK OF BUSINESS
- APP STATUS - WIPRO
- MY DOCUMENTS
- MY CREDENTIALS >
- MY ACCOUNT >
- WORKFLOWS

My Credentials

Rep Status	Active/Certified
State Licenses	38 Active

[View Details](#)

My 2024 AEP Status

You have completed all requirements for 2024 AEP readiness!

Commission Statement History

Statement Date	Statement Description	Total Commission
View Details		

New Enrollments

Newly enrolled members within the past 12 months

Month	Newly Enrolled Members
November	0
January	8

Medicare Book of Business

Total Book of Business over time within the past 12 months

Month	Total Book of Business
Aug	82
Sep	82
Oct	82
Nov	82
Dec	81
Jan	40
Feb	33
Mar	33
Apr	33
May	33
Jun	33
Jul	33

Questions? Contact Broker Support

@ brokers@myzinghealth.com

 866-946-4458 opt. 4

CLICK TO VIEW EVOLVE REFERENCE GUIDES BELOW

[EvolveNXT Broker Guide](#)

[EvolveNXT Agency Guide](#)

